











 <h3>Fact Retrieval</h3> <ul style="list-style-type: none"> Find and fetch the information Read the question - what information do you need to find? Skim and scan to find key words from the question Copy the information exactly as it is written in the text 	<h3>Inference</h3>  <ul style="list-style-type: none"> Use what you have read to come to a conclusion Form an opinion by reading between the lines Provide evidence from the text to backup your points POINT + EVIDENCE POINT + EXPLANATION 	<h3>Prediction</h3>  <ul style="list-style-type: none"> Read the section of text in the question. Use the clues in the text. By reading between the lines, make an estimate about what will happen next. If the question is asking you about a particular character, use your inference skills to make an estimate. 	<h3>Language</h3>  <ul style="list-style-type: none"> Skim and scan to find the word or phrase on the text. Read the word or phrase carefully in the context of the sentence or paragraph. What is the author trying to say in this context? What is the author trying to achieve by using this technique?
<h3>Word Meaning</h3>  <ul style="list-style-type: none"> Read the word aloud Read the word in the context of the sentence Can you work out the word class? Could you replace the word with a synonym? What is the root word? Check in a dictionary 	<h3>Summary</h3>  <ul style="list-style-type: none"> What are the key points of the text? Explain the main ideas in your own words Keep the summary short, but don't miss out any important details! Place the events in the correct order (sometimes you may need to number them) 	<h3>Structure</h3>  <ul style="list-style-type: none"> Use your knowledge of the whole text and its parts How do different sections link together? Use your summary skills to understand how a text is ordered and sequenced Explain how the format and presentation of a text adds to its meaning 	<h3>To make comparisons within and across books</h3>  <p>Read the text on the following pages and then answer the questions.</p> <p>Remember -</p> <ul style="list-style-type: none"> When comparing, look at the differences and the similarities What is the same and what is different? Write down the key ideas Can you compare between paragraphs? Can you compare between texts?

Year 3	Year 4	Year 5	Year 6
Fact retrieval	Fact retrieval	Fact retrieval	Fact retrieval
Inference	Inference	Inference	Inference
Word meaning	Word meaning	Word Meaning	Word Meaning
	Prediction	Prediction	Prediction
		Language	Language
		Summary	Summary
		Structure	Structure
			Comparison

How to answer...

- Read the question twice **x2**
- WWW - Who? What? Where? **WWW**
- Find the right page/section 
- Skim and scan the area for the key information 
- Read around the information 
- Write down your answer 
- Check - does it make sense? 



Highlighted areas are the heavily weighted assessed skills in both NFER and Year 6 SATS. These must form the basis of your weekly reading comprehension teaching. Those that are not highlighted need to be taught earlier in the year so that they can then be used for challenge activities for greater depth pupils in subsequent lessons where the main focus is one of the highlighted areas.

<p>Word Meaning</p> <ol style="list-style-type: none"> 1) Read the word ? 2) Read the whole sentence around the word 3) Think about what the word might mean 4) Record your answer 	<p>Fact Retrieval</p> <ol style="list-style-type: none"> 1) Read the question 2) Scan the text 3) Find the information 4) Record the answer 	<p>Inference</p> <ol style="list-style-type: none"> 1. Read the question. 2. Read the text. 3. Look for clues. 4. Make a good guess at what the answer might be and write it down. 	<p>Summary</p> <ol style="list-style-type: none"> 1. Read the text. 2. Find the most important information in the text. 3. Order the events. 4. Write down the most important events in a shortened version.
---	--	---	---

EYFS	Year 1	Year 2
Word Meaning	Word Meaning	Word Meaning
Fact retrieval	Fact retrieval	Fact retrieval
Inference	Inference	Inference
		Summary

How to answer...

- Read the question twice **x2**
- WWW - Who? What? Where? **WWW**
- Find the right page/section
- Skim and scan the area for the key information
- Read around the information
- Write down your answer
- Check - does it make sense?



Highlighted areas are the heavily weighted assessed skills in both NFER and Year 2 SATS. These must form the basis of your weekly reading comprehension teaching. Those that are not highlighted need to be taught earlier in the year so that they can then be used for challenge activities for greater depth pupils in subsequent lessons where the main focus is one of the highlighted areas.

